

SCIENCE WEEK CHALLENGE 1

CHALLENGE: Backyard biodiversity hunt

INQUIRY QUESTION: What living things can we identify and observe in the school?



LEARNING INTENTION

We are learning to use our senses to observe and identify living things in their natural environment.

SUCCESS CRITERIA

- I can make an observation using my senses
- I can represent observations and identify patterns
- I can share my observations with others
- I can make a prediction
- I can pose questions

QUESTIONING AND PREDICTING ?

QUESTIONS:

PREDICTIONS:



SCIENCE WEEK CHALLENGE 1

CHALLENGE: Backyard biodiversity hunt

INQUIRY QUESTION: What living things can we identify and observe in the school?







PLANNING AND CONDUCTING

HOW CAN WE COLLECT DATA OR MAKE OBSERVATIONS?



MATERIALS AND EQUIPMENT

-  Magnifying glass
-  Chart paper
-  Markers
-  Blue iPad

STEPS

1. Engage in a class discussion on the backyard biodiversity hunt.
2. Ask and respond to questions and make predictions about the challenge.
3. Set out on the backyard diversity hunt. Don't forget your equipment!
4. Walk around the school and find as many different species as you can.
5. Take a photo of the species you find using the blue iPad. Remember to observe safely, don't touch any of the species you find.
6. Go back to your classroom to view your photos.
7. Complete a table and/or graph of the species you observed and identify the patterns.

SCIENCE WEEK CHALLENGE 1

CHALLENGE: Backyard biodiversity hunt

INQUIRY QUESTION: What living things can we identify and observe in the school?



PROCESSING, MODELLING, ANALYSING 

EVALUATING 

WHAT DID WE FIND OUT?

WHAT WERE THE PATTERNS IN THE DATA?



COMPARE OBSERVATIONS WITH PREDICTIONS:

WAS THE INVESTIGATION FAIR?



COMMUNICATING 

FINDINGS AND RESULTS:

